



Daisy Eco Learner

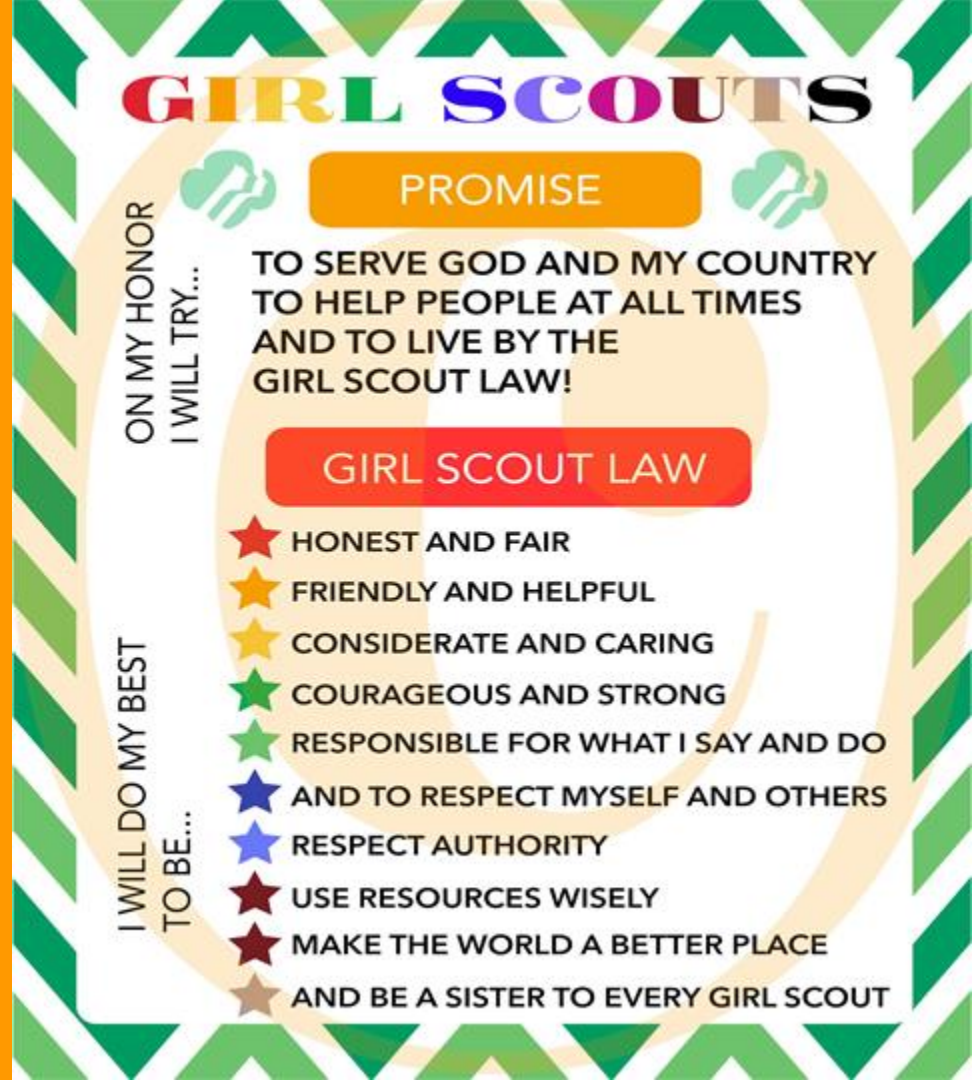
Part 2 of 2

Hello, Daisy!!

Lets begin with the Girl Scout
Promise & Law!!
Can you please stand?

Click on the link below

<https://youtu.be/DxZlculvTYg>





Don't you love the feel of the warm sun on your face? The sweet smell of a flower? The sounds of birds singing? Or the fun of walking on a trail? Nature gives you many gifts! Now learn some ways you can give back by protecting nature

Steps

1. Be prepared to protect nature before you go outdoors. (See part 1 of [Eco Learner](#))
2. Keep living things safe when you walk in nature.
3. Learn how to protect nature from trash.

Purpose

When I've earned this badge, I'll have learned three ways to protect the environment when I go outdoors.

Leave No Trace

It's fun to be outside and explore, but make sure you respect nature while you're out there. It's like being nature invisible guest!

A special group called Leave No Trace created Seven Principles to help us keep nature safe.

LEAVE NO

TRACE *Principles for Kids*

Know Before You Go

Choose the Right Path

Trash Your Trash

Leave What You Find

Be Careful with Fire

Respect Wildlife

Be Kind to Other Visitors



Step 2

Keep living things safe when you walk in nature.

When you walk on a trail, stay on the path. This simple rule is important because when you walk off a path, you might trample plants, flowers, insects, and other living things.



Watch your step

Go outdoors with an adult and walk along a dirt path. See what kinds of prints you make as you walk. What was on the path? Were there any plants, flowers, or insects? Why do you think it's important to stay on a path?

For More FUN: Wear different shoes and see which ones leave the biggest mark on a trail.




3 Learn how to protect nature from trash

When you toss a snack wrapper on a trail, how long do you think it will last out there? If you guessed hundreds of years, you are right! Not only is trash a mess, it's also dangerous for plants and animals outdoors. Trash may damage plants and soil and cause health problems for creatures that eat it. Find out how you can make a difference.

CHOICES—DO ONE:


Play “What Does Not Belong.” Look at the drawing on this page and put an X through the things that do not belong in nature. Why don't they belong? What would you do if you saw these things along a trail? Then draw your own pictures of things in nature and not in nature, and have a friend or family member guess what does not belong.



Did you find the 9 items that don't belong in nature.

Good job!!

Yes, a shoe, tire, balloon, cooking pot, soda can, banana peel, water bottle, and a food container do not belong to nature.



Great job, Daisy! You have now earned the Eco Learner Badge!

Review:

Be prepared to protect nature before you go outdoors. (See part 1 of Eco Learner)

Keep living things safe when you walk in nature.

Learn how to protect nature from trash.



Parents, if you would like to purchase the Eco Learner Badge click on the link below.

<https://www.girlscoutshop.com/Daisy-Eco-Learner-Badge>