

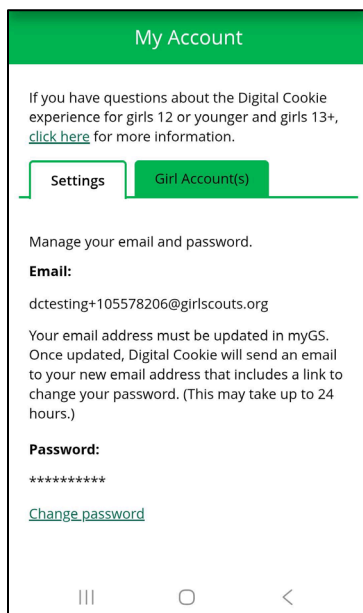
Digital Cookie[®]

My Account Tab

Use the **My Account** tab to update your password or your Girl Scout's details.

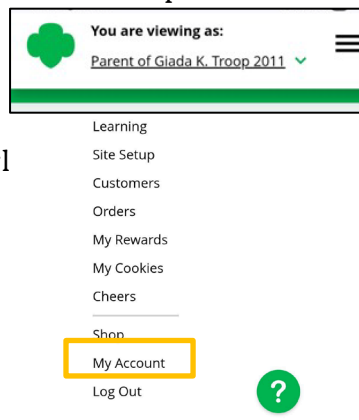
Step 1: Tap "My Account"

- While logged into **Digital Cookie**, tap the menu button at the top of the page, then tap **My Account**.
- From here, you can:
 - Change your password, **or**
 - Click **Girl Account(s)** to update your Girl Scout's preferred name or email address (for Girl Scouts 13 and older).



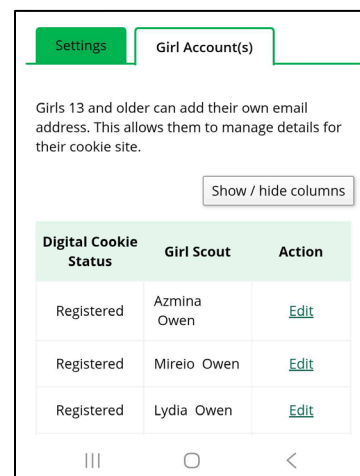
Step 2: Change Password

- Click **Change Password** to update your login credentials.



Step 3: Change Girl Scout Information

- Click the **Girl Account(s)** tab.
- Tap **Edit** next to the Girl Scout's name you want to update.
- You can update:
 - Preferred first name.
 - Email address (only if the Girl Scout is 13 or older).



Digital Cookie Status	Girl Scout	Action
Registered	Azmina Owen	Edit
Registered	Mireio Owen	Edit
Registered	Lydia Owen	Edit